

GRANBURY QUILTERS' GUILD NEWS

Volume XXV III Number 9

September 2025

2025 OFFICERS

President:
Yvette Richey
1st VP:
Angie Walters
Kay Makens &
Linda Hyde
Secretary:
Mary Ann Schiller
Treasurer:
Cheryl Craig
Parliamentarian:
Joy Kelly

2025 COMMITTEE CHAIRS

Block of the Month
Kathy Tingley
Community Service
Diane Papaj
Gail Olney
Quilt of Valor
Kathy Cosand
Gail Olney
Door Prizes
Linda Keithley &
Pat Powell
Hospitality
Jill Henriksen &
Sally Keith
Membership
Nelda Johnson
Welcome Committee
Sharen Gilliland
Newsletter
Joy Kelly
Spring Retreat
Linda Hyde
Fall Retreat
Glenda Marsh &
Joy Kelly
Quilt Show Chairs
Joy Kelly &
Carolyn Sponsky
Show n Tell
Nancy Marstiller
Sunshine & Shadow
Theresa Nunn
Technical Support
Brittany Meagher
Publicity
Linda Hyde
Webmaster
Joy Kelly

Long armers that quilt our
donation quilts:

Carolyn Sponsky
Donna Eyre
Darlena Burnett
Jamie Skelton

Greetings from the Pres.

Does your sewing machine(s) have a name? You know like Bobbie, Sue, or Hank? I know people that have named theirs and call them by name affectionately. I have not named mine but am seriously thinking about it. Big Machine and Small Machine are not exactly inspiring names. I am going to have to come up with something better.

How many of you spend more time with your sewing machine than with your kids or grandkids? I do! Of course, my sewing machines don't live on the east and west coast. Well, except that orphan machine that I rescued on the west coast. She lives there but doesn't have a name either.

Do you talk to your machine or maybe @\$@\$\$%^#\$ as you are sewing? I do! Why not give them a name? At least when your husband wants to know who you are talking to, you can tell him a name and maybe he won't think you are nuts. You might want to wear an earbud to make it really look legit.

Hope to see you all at the September 15th meeting!

Yvette Richey, President



Retreat is here!!!! September 11th—14th
Check in is noon on Thursday with check out time
2 pm on Sunday. Bring your own projects. We are a small group so bring
that project that is too big to tackle at home!



The Compass Centre Shoppe

1030 FM 339, Mt Calm.



**Red Boot
Retreat**

Our next retreat will be at Red Boot Retreat Center and the
dates are February 26th, 2026—March 1st. Mark your cal-
endars. More information to follow as we get closer to the
new year.

Membership Report

At the August meeting, we had 49 members and 1
guest.

New members: Carrie Svien, Betty Keller, Cheri Mayes.

Current membership is 84.

Nelda Johnson, Membership Chair

What To Bring:

- ⇒ Name Tag
- ⇒ Show N Tell
- ⇒ \$\$\$ for Door Prize tickets
- ⇒ Block of the Month

Go to Facebook, Granbury
Quilt Guild. Our Logo is in the lefthand
corner and the profile picture is our 2019
raffle quilt. If you are on Facebook,
LIKE our page!
<https://www.facebook.com/granburyquiltguild/>



**Guild Meeting— Monday,
September 15th @ 6:00 pm
@ United Co Op
320 Fall Creek Hwy
www.granburyquiltguild.com**

Email: quiltguildofgranbury@gmail.com ~
Website: www.granburyquiltguild.com

Minutes of Granbury Quilt Guild August 18, 2025

Yvette Richey opened our meeting at 6:30.

Glenda Marsh read two **thank you notes** received from Karmye Tovar and Preston Winslow for the Scholarship we provided for them. The third, Morgan Day, attended our last meeting.

Nelda Johnson introduced our **visitor** Vicky Black, and **new members** Carrie Ann Svien, Betty Keller and Cheri Mayes. Welcome aboard ladies.



Programs: See Angie Walters information on upcoming programs in her report later in this newsletter.

Tonight's program was by our own Brittany Meageher. She showed us pictures of the Annette Gero Collection of historical War Quilts. Annette is a quilt historian in Australia. All the quilts were made by soldiers, sailors and regimental tailors. They were woolen quilt tops (no batting or backs) and were used as wall decor or table toppings. Most were a combination of red, white, blue and gray. Many were from the 1800s; Prussian war, Napoleonic wars, Crimean war, and our Civil War. Then there were some from the 1900s from Vietnam and Korean wars. The INTELIA Quilts are made from very small, (1-½ to ½ inch) pieces of uniform material or military blankets. Some have as many as 21 thousand pieces!!! Some specifics: one from 1850 was made by a brother for his sister. On one, all the seams were covered with decorative cording. Another was a chessboard for officers to play chess on. One amazing quilt was made by a tailor and had a center panel he made as a reproduction of a painting of England's House of Commons in the 1870s. He used tiny pieces and also embroidery. One included rank patches of the Navy and the Marines. There was an Australian "WAGGA" quilt made from "Lily Flour" sacks. If interested you can buy, from Amazon, the Hardbound book of "Wartime Quilts" by Annette Gero. Brittany told us that now some prisons in the USA have added crafting classes as a form of rehabilitation and some include quilting.

Business

Minutes: Annette Worthington motioned to pass the minutes with the date correction (JULY instead of June). Pat Powell seconded. **PASSED**

Treasure Report: Karen Alex motioned to accept. Beverly McKusick seconded, **PASSED**

Quilt Show: Joy Kelly said we have 75 quilts so far but can handle 100.

Hospitality: Thank You applause was offered to those who provided.

BOM: Kathy Tingly said there were 10 turned in and she drew the winning ticket!

Retreat: Announced that the \$ is due tonight.

Door Prize: The 3 winning ticket holders received gifts from Kathy Tingley and Pat Powell.

QOV: Kathy Cosand said we will meet again this Wednesday at the Healthy Connections on Water's Edge to continue making Veteran quilts. All are welcome. There will be a Presentation for Jeff Becker this Wednesday. He was in the Navy and his wife recently died this year, and Kathy was able to get some of her fabrics and found she had made 5 quilt blocks for a nice military quilt. The bag had all her notes and drawings and fabric so Kathy finished the quilt and put a "V" in the corner of those blocks she had made before passing. This is what Jeff will receive. Two quilts were returned, all quilted. Thank you to those who did this.

If you want to make a quilt by yourself that is fine but she will tell you what must be done to get it registered with QOV Foundation. That way you get the certificate for the presentation. It has the rank, DD214 information, address and email of the veteran.

Community Service: Diane Papaj said there are several more quilts that need quilting and that she received 1 dog bed.

(Continued on page 3)



(Continued from page 2)

Someone asked if there were anymore **GQG T-shirts**. Nancy said they had all finally sold. Glenda asked Nancy if she could order more. A Show of hands indicated there was interest in this so Nancy sent a clip board around for us to put our name and size on. She will try to get them by the next meeting so we have them for the October Show.

Show and tell: Nancy asked for us to tell our favorite tool. 14 people share their wonderful work. Very talented. Some of the favorite tools included Stripology ruler, rulers that have a edge on it to prevent slipping, a black light that will show right side from wrong side!, serrated scissors, and a hand carved seam ripper.

Respectfully submitted by Secretary Mary Ann Schiller



GRANBURY QUILT GUILD PROGRAMS 2025

Hello Ladies,

You can quilt it!

For our September Guild Meeting. I'm presenting on machine quilting with a walking foot using a domestic sewing machine. If you have never used a walking foot, you will be in for a pleasant surprise. The walking foot feeds the three layers through the machine evenly so that you don't have puckers or ripples. There are many geometric designs that you can quilt using straight lines. For your smaller quilts you will be able to complete them your own without a longarm. The next day, Tues. Sept. 16 at 10 am we will have a workshop so you can try it out and practice your skills. Workshop fee: \$45. Please contact me if you would like to sign up.

Supply list for quilting with walking foot class

Sewing machine in good working order

Walking foot

Marking tools: pen, sharpie, or no. two pencil

Ruler

Dark thread

Basic sewing supplies, scissors, ripper, etc.

(2) quilt sandwiches-14x14 sq.

muslin. (Definition of a quilt sandwich is a top batting and back. That means you're going to need four pieces of Muslim 4x4 and two pieces of batting.)

I will have the first one for you when we get started on the lessons.

Please contact me if you have any questions my number is 817-650-2606.

Thank you,

Angie Walters, Vice President



Granbury Quilt Guild 2025 Quilt Show

Stitching Our Community Together

Several ladies will be looking for volunteers to help during the quilt show. Please sign up if you are able. IT DOES TAKE A VILLAGE!!!!

White Glove Committee (Lucy Esposito)—walk around quilts and assist if a visitor is interested in seeing the back of a quilt. Looking for more volunteers

Ticket Sales/ Reception Desk (Treva Starnes)—Ladies will sit at the front of the show to sell entry tickets, hand out programs, distribute door prizes, etc.

Quilt Collector (Linda Keithley) —Will collect the quilts on set up day (Thursday, October 16th) and return quilts to owners on Saturday, October 18th.

Quilt Guild Boutique Evelyn Hodges, Cheryl Craig & Kathy Cosand) —

We will be looking for products made by our membership to be sold in the boutique. Mainly small things. Bowl cozies, wallets, cord holders, —use your imagination. Small quilts (baby) sell, but the bigger quilts are hard to sell. Donations, give to Cheryl Craig, Evelyn Hodges or Kathy Cosand. Tentatively planning gathering all products at Kathy's home on Oct. 14th to price our sale items.



Our Quilt Show Raffle Quilt

BRING ALL YOUR SOLD TICKET STUBS OR UNSOLD TICKETS TO THE SEPT. GUILD MEETING.



Vendor and Volunteer Hostess—we have access to a nice break area next to our quilt show area and we will have bottled water and snacks available for the vendors and volunteers. Looking for a couple of ladies to man the break room each day—four ladies.

Quilt set-up is in need of four teams of three people.(12 people) starting about noon on Thursday, October 16th. It will be our job to hang all the quilts. This is the best job ever! You get to be up close and personal with the quilts, touching and holding these beauties when no one else can. It's not required, but helpful if you can stand on a ladder. I will have a sign-up sheet at our September meeting or you can text or email me.

Thank you Bonnie Rhoby

Treasurer's Report

August 2025



Beginning Balance:

Operating Account	6,531.29	
Savings Account	5,059.76	
TOTAL		11,591.05

Revenues:

Deposit—Membership	75.00	
Interest	.86	
Deposit—Ads	510.00	
Deposit—Booth sales	1,850.00	
Deposit—Raffle tickets	101.00	
TOTAL REVENUES		2,536.86

Monies Hold in Trust

Retreat	2,770.00	
TOTAL TRUST		2,770.00
		5,306.86

Expenses:

Scholarship	500.00	
TOTAL		500.00
		500.00

Monies Held in Trust Distributions:

TOTAL

Ending Balance:

Operating Account	11,337.29	
Savings Account	5,050.62	
TOTAL		\$16,387.91



CORRECTED September 2025 BOM Entwined Star 12" (12 ½" raw)

Complete instructions with diagrams – Patchwork Square Free Quilt Block Pattern – Entwined Star -

<https://www.patchworksquare.com/index.php?function=DisplaySheet&sheet=entwined-star-quilt-block>

Fabrics required: Waverly FC2SD263 SD Parchment SKU 840238234910 for background & THREE FALL COLORS solids or prints. I used two solids & a small leaf print.






This block is a 12" finished block on a nine patch "grid". (All nine of the sub units should measure 4 ½"). Check measurement before sewing units and rows together.

For each Entwined Star block you will need:

- Background color 1 – cut five 4 ½" squares and one 5 ¼" square
- Color 2 - cut six 2 ½" squares and one 4 7/8" square
- Color 3 - cut one 5 ¼" square (dissect on both diagonals)
- Color 4 - cut six 2 ½" squares and one 4 7/8" square

(Larger square of background, dissect on both diagonals. Larger square of colors 2 & 4 dissect on one diagonal.)

Follow the step 2 diagram – placing all parts in the directions as illustrated.

		
<p>Additional info – OCTOBER required background fabric will be bright white or white on white. The corners will be CRIMSON and are provided. The star will be Christmas Print from your stash.</p> <p>This pattern is from McCall's Quilting</p> <p>Mar/Apr 2015 Gerri Robinson plantedseeddesigns.com</p>		

Thank you, *Kathy Tingley*, Block of the Month Chair



Last QOV workday (8/20/25) we had a presentation to CTR3 Jeff B. Jeff's wife, a quilter, passed away last year. Kathy purchased some of her kits, with plans to use them for future quilt of valor quilts. After opening one of the kits, Kathy discovered 5 completed blocks along with a pattern, and notes as to how the deceased wife had planned to make the quilt. Kathy completed the unfinished blocks and along with the wife's 5 blocks, made a beautiful quilt. This quilt became Jeff's own Quilt of Valor.

QUILTS OF VALOR

Quilt of Valor group will meet on September 17th at Healthy Connections from 9:30—3 ish. We will start on 2 new quilt tops and there will be at least new person to hand bind!

Thank you all for helping!

Kathy Cosand, & Gail Olney



Sunshine and Shadow

If you know of a guild member who is ill and needs a little cheering up, please contact Theresa Nunn and let me know. If anyone knows a guild member missing in action, I'll be happy to send them a "we miss seeing you" card.

Card sent to Debbie Dougherty who had foot/ankle surgery.

Card sent to Sharen Gilleland. Her husband, Bob, had surgery for a torn hamstring after a fall in July.

Theresa's contact info:
804-832-3388; tlunn87@gmail.com

Theresa Nunn, Sunshine and Shadows Chair



Granbury Quilters' Guild meets on the third Monday of the month at 6:00 pm at the United Co-Op, 320 Fall Creek Hwy, Granbury. Membership is open to anyone interested in quilts and quilting. Annual Dues are \$25 per calendar year (+ \$5 if newsletter can't be electronically sent monthly). Guests may attend two meetings before joining.

Newsletter Ad rates: Business card: \$5; 1/4 page: \$10; 1/2 page: \$20; Full page: \$30

Deadline is the 5th of every month.

Contact: Joy Kelly at joygaylekelly@gmail.com or call 817-919-0467.

Community Service Committee (CSC)

Our committee distributes quilts to individuals and organizations throughout our community all year long. We donate quilts to nursing homes, hospitals, women's organizations, and more. We also provide quilts to individuals with immediate needs. These projects offer warmth and comfort to many, made possible by our talented members and generous fabric donations. We welcome donations of completed quilts and quilting fabric to support our ongoing projects. Join us to spread comfort and kindness, one stitch at a time. Here are some categories for quilt designation:

- ☐ Neonatal ICU Isolette Covers: Any size is appreciated. Premie quilts (18" to 36" square) should be made with soft cotton or flannel on top and backing, without batting if using flannel. No tied quilts or fleece, as fleece can harbor germs. Isolette covers (36"x46") should be made with batting to create a quiet, darker environment for the babies. Kindly ensure a label is included.
- ☐ Nursing Home Throws and Wheelchair Lap Quilts: Suggested sizes are 38"-40" wide by 40"-46" long for wheelchair quilts, and 50"-55" wide by 60"-70" long for lap quilts. Please include a label.
- ☐ Ada Carey Women's and Children's Shelter (Mission Granbury): Accepts any size up to 50"x65" (throw size). Children's quilts should be made with bright, child-appropriate fabrics and can be machine washed. Quilts for women and children are appreciated, as they often come in with nothing and cherish having something of their own. These quilts should have no label.
- ☐ Meals on Wheels Hood County: Quilted placemats (13" x 18"). Please use non-holiday fabrics suitable for year-round use.

To ensure accurate record-keeping of donation quilts, members are requested to submit their completed quilts accompanied by donation slips at each monthly meeting. Donation slips can be found both in this newsletter and in the donation basket, provided at the meetings. Members are welcome to present their donation quilts during the Show and Tell segment of the meeting. Following the presentation, quilts should be placed in the tote labeled "Community Service"; The Community Service Committee will subsequently manage the delivery of these quilts.

Diane Papaj, Community Service 719-960-6520, mrshelotrash@gmail.com



COMMUNITY SERVICE SLIP

Name: _____ Date: _____

Item: _____
(i.e. quilt, quilt top, blanket, dog bed, etc.)

Date item donated: _____

Donated to: _____
(name of organization or individual)