

GRANBURY QUILTERS' GUILD NEWS

Volume XXV III Number 1

January 2025

2025 OFFICERS

President:
Yvette Richey
1st VP:
Angie Walters
Kay Makens &
Linda Hyde
Secretary:
Mary Ann Sciller
Treasurer:
Cheryl Craig
Parliamentarian:
Joy Kelly

2025 COMMITTEE CHAIRS

Block of the Month
Kathy Tingley
Community Service
Diane Papaj
Gail Olney
Quilt of Valor
Kathy Cosand
Gail Olney
Door Prizes
Linda Keithley &
Pat Powell
Hospitality
Jill Henriksen &
Sally Keith
Membership
Nelda Johnson
Welcome Committee
Sharen Gilliland
Newsletter
Joy Kelly
Spring Retreat
Linda Hyde
Fall Retreat
Glenda Marsh &
Joy Kelly
Quilt Show Chairs
Joy Kelly &
Carolyn Sponsky
Show n Tell
Nancy Marstiller
Sunshine & Shadow
Theresa Nunn
Technical Support
Brittany Meagher
Publicity
Linda Hyde
Webmaster
Joy Kelly

Long armers that quilt our donation quilts:

Carolyn Sponsky
Donna Eyre
Darlena Burnett
Jamie Skelton

Past President's Note .

Happy New Year to everyone! A new year with many new year resolutions! I was wandering around the web and came across a young lady, Cassandra Beaver,, that listed 50 Quality New Years Resolutions (that don't require cleaning). Some interesting things to consider for this new year. You will find most of her list on page 4 of this newsletter.

Please welcome out new President, Yvette Richey, and help and guide her as you have helped me the last couple of years.

2025 will be a great year for our guild. We will be hosting a quilt show at a unique venue and we will all have challenges when we try something out of our norma box. Carolyn and I hope that each of you enter a quilt into our show this year. Angie has several programs planned that we can all try. Linda is working to get us all to tackle our UFO stacks again this year. All of the local charities love getting quilts, so donating to Community Service groups is always a great thing.

We are going to try again to get a quilt bee up and started this year. Any suggestions of a better day, place or time will be taken in consideration. Quilt Guild meetings are great, but you don't really get to know everyone at the meetings. Workshops and Bee's are a great way to really get to know someone.

Here's to a wonderful 2025!

Joy Kelly

Membership Report

We had 41 Members present for our December meeting along with 3 guests.

We ended the year with 88 "renewing" members & 13 "new" members for 2024. For a total of 91!

I've SO enjoyed serving as your Membership chair. Although I'll still be at the "sign-in" table, I'll be in my new role as Welcome/Greeter.

Please make, Nelda Johnson, your 2025 Membership Chair feel welcome & give her the same grace & patience you gave me.

Sharen Gilliland, Membership Chair

What To Bring:

- ⇒ Name Tag
- ⇒ Show N Tell
- ⇒ \$\$\$ for Door Prize tickets
- ⇒ Block of the Month
- ⇒ UFO List and \$\$\$
- ⇒ Membership Form (available last page of newsletter)

Go to Facebook, Granbury Quilt Guild. Our Logo is in the lefthand corner and the profile picture is our 2019 raffle quilt. If you are on Facebook, LIKE our page!
<https://www.facebook.com/granburyquiltguild/>



**Guild Meeting– Monday,
January 20th @ 6:00 pm
@ United Co Op
320 Fall Creek Hwy**

www.granburyquiltguild.com

Email: quiltguildofgranbury@gmail.com ~
Website: www.granburyquiltguild.com

Minutes of Granbury Quilt Guild December 16, 2024

At approximately 6:30 p.m. President, Joy Kelly, called the meeting to order and welcomed everyone. We had our annual Christmas potluck as we were entertained by Nin Hulett, retired Granbury Mayor, while he sang and played guitar.

Afterward the meeting was called back to order at 7:17 p.m. Joy asked if everyone read the minutes from last month in the newsletter. A motion was made to approve by Linda Keithley which was seconded by Kay Makens. All voted aye. There were no nays.

Then Joy asked if everyone read the treasurer report from last month in the newsletter. A motion to approve was made by Annete Worthington and seconded by Bonnie Arlington. All voted aye. There were no nays.

Linda Keithley, Parliamentarian, installed the Board of Directors for 2025. Unfortunately, our incoming President, Yvette Richey, was unable to make it and will be installed at the next meeting. Linda then installed each officer with a piece of fruit and a funny poem. We had a great time with lots of laughs! The following officers were installed:

Vice President – Angie Walters
Secretary - MaryAnn Schiller
Treasurer – Cheryl Craig
Parliamentarian – Joy Kelly

Committee Chairs:

Block of the Month – Kathy Tingley
Community Service – Diane Papaj and Gail Olney
Quilt of Valor – Kathy Cosand and Gail Olney
Door Prizes – Linda Keithley and Pat Powell
Hospitality – Jill Henricksen and Sally Keith
Membership - Nelda Johnson
Welcome Committee – Sharen Gilleland
Newsletter – Joy Kelly
Spring Retreat—Linda Hyde
Fall Retreat – Glenda Marsh and Joy Kelly
Quilt Show Chairs – Joy Kelly and Carolyn Sponsky
Show N Tell – Nancy Marstiller
Sunshine and Shadow – Theresa Nunn
Technical Support – Brittany Meagher
Publicity – Linda Hyde
Webmaster – Joy Kelly

Membership: Sharen Gilleland reported that there were 41 members present and 3 guests. All the fat quarters brought were put into groups and there were many winners.

The January program will be presented by Lynda Eliades. She will be teaching us her method of English Paper Piecing. Her workshop will be earlier that daTuesday, January 21st from 10:00 a.m. to 1:00 p.m. at the Co-Op Conference room. Please sign up at the membership table – cost is \$40.00.

Raffle Prizes: Linda Keithley and Angie Walters held the drawings and delivered the prizes.
Quilts of Valor: Kathy Cosand and Gail Olney reported their upcoming workshop is canceled. However, their next quilt presentation will be on January 15, 2025. They will resume meeting in January— Wednesday following the Guild meeting from 9:00 to 3:00 at Healthy Connections – 1321 Water's Edge Dr., #1001, in Granbury.

Block of the Month: Kathy Tingley announced the next block and held a drawing for the blocks collected.

Show and Tell: Linda Hyde chaired show and tell. Many showed the beautiful quilts they had made.

Meeting was adjourned at 7:58 p.m.

Respectfully submitted by *Angie Walters, Secretary*

Treasurer's Report

December 2024



Beginning Balance:

Operating Account	9,040.22
Savings Account	5,052.19

TOTAL	14,092.41
--------------	------------------

Revenues:

Interest	.83
Deposit—Membership	50.00
Deposit—Membership	405.00
Deposit—Workshop	80.00
Deposit—Retreat	1,310.00

TOTAL	1,845.83
--------------	-----------------

Expenses:

Joy Kelly—Christmas Potluck	42.89
Joy Kelly—Newsletter	35.04
Linda Keithley—UFO Prizes	212.00
Red Boot Deposit	500.00

TOTAL	789.93
--------------	---------------

Ending Balance:

Operating Account	10,095.29
Savings Account	5,053.02

TOTAL	\$15,148.31
--------------	--------------------



Technical Skills for Stellar Quilt Tops

- Have you mastered Half Square Triangles? Try [Half Rectangle Triangles](#) (HRT)!
- Learn to sew curves- It's easier than you think!
- Give [piecing full circles](#) a go.
- Start foundation paper piecing with a simple repeating block.
- Master foundation paper piecing with a design using irregularly shaped pieces.
- Try English Paper PiecingSet (EPP) for an on-the-go project.
- Make a project using appliqué
- Free motion quilt on your domestic sewing machine.
- Use a [walking foot](#) to quilt a project.
- Hand quilt a project, or mix hand and machine quilting.
- Try longarm quilting at a quilt show or local shop.
- Use a different [thread weight](#) for quilting
- Do you always use a thread color that blends for quilting? Try using a contrasting color.

Learn More About Your Sewing Machine

- Make samples of each stitch option on your sewing machine to reference in the future
- Try every presser foot your sewing machine came with- have you missed out on something useful?

Get Out of the House

- Visit a [quilt museum](#).
- Road Trip! Schedule a stop at a destination quilt shop like [Missouri Star](#) or [Hancocks of Paducah](#) during your next vacation, and don't forget to check out smaller local shops to discover a hidden gem!
- Attend a local guild show or a county or state fair with a quilt exhibit.
- Go on a sewing retreat!
- Attend a major quilt show like [QuiltCon](#), American Quilters' Society (AQS) [QuiltWeek](#) in Paducah, [Festival of Quilts](#) in Birmingham, [International Quilt Festival](#) in Houston, or [Sisters Outdoor Quilt Show](#).

Learn More About Quilting

- Listen to quilting [podcasts](#) to learn more about your favorite designers.
- Sign up for newsletters from your five favorite quilt designers to stay connected and inspired.
- Take a class to learn a new skill!
- Find a way to make your least favorite quilting step easier by researching different techniques or investing in a tool to streamline the process.

Challenge Your Creativity

- Try a mystery quilt. If you don't know where to start, [Meadow Mist Designs](#) hosts a mystery quilt each year, and has patterns available for past designs.
- Is there a classic quilt block you have always wanted to try? This is the year to do it!
- Participate in the annual color challenge at [#hueyearsresolution](#)
- Do a 100-Day Project.
- Experiment with the [Mocha Mousse](#), the Pantone Color of the year, then enter your creation in the annual Pantone Quilt Challenge (This one is online and free to join)
- Join the challenge fun at the beginning of the year with [Project Quilting](#).
- Experiment with Color- One way to get started is to print several copies of a line drawing of a quilt or block and color them using colored pencils, crayons, or paint. Try coloring the same design in many ways.

Share Your Quilts

- Enter a quilt show.
- Participate in a themed quilting challenge—choose one with your local guild or try a larger-scale one issued by the [Modern Quilt Guild](#), [Cherrywood](#), the [National Quilt Museum](#), [The Great Wisconsin Quilt Show](#), or many others sponsored by companies and organizations.
- Make a Modern Mini for the Great Wisconsin Quilt Show [Modern Mini-Contest](#) typically held in May each year (It's free to enter).

Self Care + Sewing

- Take care of your hands by doing [hand yoga](#)
- Improve the [ergonomics](#) of your sewing area
- Set a goal for how many days you want to sew each week- make a chart to track your progress.

What's Next For You?

Do you have some ideas? I can't wait to see what you make in 2025!



QUILTS OF VALOR

We will meet for Quilts of Valor at the Wellness Center on Waters Edge on January 22nd from 9-3. 1321 Waters Edge Drive, #1001 (down the street from Walmart)

We will be assembling 1 Braveheart quilt top and 2 tops with stars and rail tracks. There will be binding to do for you hand stitchers!

I have attempted to start a Granbury Quilts of Valor Stitchers Facebook page. I can use some help editing the cover phot for now. As of now, it is an open page. I hope to post all the work we are doing so we have an archive. Please take a look at it and join as members, please.



Thank you all for your support to this worthwhile cause!

Kathy Cosand, & Gail Olney



2025 UFO Project Challenge

For the 2025 UFO Project, please bring your UFO List along with \$1 for each project to the January/February meeting. Hopefully these are the projects you have already started and have not completed. You can list projected projects as well (ie. Wedding Quilt—although the pattern or fabric hasn't been selected yet)

For your name to go in the pot for the drawing in December, the named project must be finished. If you have made a wall hanging, it needs to have a sleeve. If it is a gift, it should have a label. Mostly, it must be finished. It must also be brought to show and tell and shown to the members.

Linda Keithley



Sunshine and Shadow

If you know of a guild member who is ill and needs a little cheering up, Please contact Theresa Nunn and let her know. Theresa's contact info: 804-832-3388; tnunn87@gmail.com

No cards were sent in December.

Theresa Nunn, Sunshine and Shadows Chair

Theresa is undergoing surgery next Monday, 12/16th. Please keep Theresa and her quick recovery in your prayers.



PROGRAMS

January is a time for new beginnings and resolutions!

As we embark on a new beginning, I want to express my excitement to serve as your Vice President for the term of 2025-26! I also want to give a huge thank you to all the previous officers for doing an outstanding job last year. Specifically, Joy and Bonnie, made it such a smooth transition for me as many of the programs are already in place.

We are excited to start this year off strong! We only have two speaker spots left to fill for 2025 and will be working on booking speakers for 2026.

Well now we come to New Year's resolutions, what are yours? I hope they include "Crossing the Chicken Line" and trying something new outside of your comfort zone. With that said, I would like to take a survey at the January meeting to see what your interests are or where you want to challenge yourself. Just to name a few...will it be trying machine quilting, needle turn applique, a landscape quilt, or paper piecing?

A survey will help us in selecting the upcoming programs and workshops. I am looking forward to the many upcoming opportunities we will have to expand our knowledge and quilting skills. Looking forward to seeing you at the January meeting where we will start the year off by learning English Paper Piecing, taught by Lynda Eliades.



January 20th —

English Paper Piecing by Lynda Eliades.

January 21st — English Paper Piecing workshop. \$40.00 Bring scrap fabrics—all the rest of supplies and patterns will be supplied by Lynda. You will leave with a 12" x 12" block. Interested, contact Angie Walters, 916-960-8805 or ajwalters526@gmail.com

March 17th — Lisa Erlandson, Quilt Judge and Appraiser, "Make Your Best Quilt"

May 19th — Diane Rose, "The Blind Quilter"

June 16th — Leo Ransom, Silhouette quilter

July 21st — Mid year picnic

October 16th (set up) - 17th and 18th, 2025 Granbury Quilt Show





October 20th — recap of the quilt show

December 15th — 2025 Christmas Social

Angie Walters, Vice President



January 2025 BOM Scrappy Log Cabin Heart revised 01/05/25

		
<p>Sew this block in 3 pieced sections: right, left and center.</p> <p>The atrium labeled as right consists of two 1 ½" red squares and two 2 ½" pieces (one of them has a white triangle added). The one labeled left is two 4 ½" red pieces. The center is (2) 1 ½", (2) 2 ½" and (2) 3 ½" red pieces. Add the 6 ½" red piece last. Your block should measure 6 ½".</p>	<p>For the background use off white.</p> <p>For each heart block you will need:</p> <ul style="list-style-type: none"> 4 each 1 ½" squares 1 each 2 ½" square <p>Sew 1 ½" off white squares diagonally on both ends of one of the 4 ½" pieces.</p> <p><small>(Cut off excess triangles and press.)</small></p> <p>Sew a 1 ½" square to the upper right of the 6 ½" piece and sew a 1 ½" square to the upper left of one of the 2 ½" pieces.</p>	<p>For each 6" finished block (6 1/2") there are 13 red pieces cut from 1 ½" strips. Many different reds preferably.</p> <ul style="list-style-type: none"> 4 each 1 ½" Squares 4 each 2 ½" rectangles 2 each 3 ½" pieces 2 each 4 ½" pieces 1 each 6 ½" strip <p>Sew the 1 ½" red squares so there are two sets of two. Sew a 2 ½" piece to each set. Please use the photo for placement of the rest of the pieces after attaching the white triangles.</p>
		

Thank you, *Kathy Tingley*, Block of the Month Chair

SPRING 2025 – RED BOOT QUILT RETREAT

The Guild attended “The Red Boot Retreat Center” for the first time in March 2022. It was such a fun experience, that decision was made to continue with both a Spring and a Summer retreat each year. Since then, we’ve followed through with Red Boot and Compass Retreat locations. It’s time to start preparation now for Spring 2025.

Our next Red Boot Retreat is scheduled for noon on Thursday, February 27 through noon on Sunday, March 2, 2025. Location is in the country just west of Hillsboro, about a 1.5 hour drive from Granbury. This year we’re limiting attendance to 25 to allow for more work space and better opportunity for interaction among attendees. The cost is \$330.00 which includes a dedicated workspace for each attendee, pressing & cutting tables, design walls, 8 meals, and comfortable rooms, as well as a fully stocked fabric/notions store. A \$30.00 deposit holds your place, and full payment will be due at the January 2025 Guild Meeting.

If you’ve never attended a retreat, this is a great way to make new friends from our Guild, sew on projects without the usual “home interruptions”, learn new quilt-related techniques, enjoy good meals without having to cook & clean, and stay up... or sleep in... as much as you want.

We still have openings, but time is growing short. Full payment is due at the next meeting. This is a great opportunity to focus on a project, learn new techniques, make new friends, and visit with old friends. We have lots of fun, games, and surprises planned. Don’t miss out!!

Linda Hyde

linda@hydefirm.com / 817-578-5009



Granbury Quilters' Guild meets on the third Monday of the month at 6:00 pm at the United Co-Op, 320 Fall Creek Hwy, Granbury. Membership is open to anyone interested in quilts and quilting. Annual Dues are \$25 per calendar year (+ \$5 if newsletter can't be electronically sent monthly). Guests may attend two meetings before joining.

Newsletter Ad rates: Business card: \$5; 1/4 page: \$10; 1/2 page: \$20; Full page: \$30

Deadline is the 5th of every month.

Contact: Joy Kelly at joygaylekelly@gmail.com or call 817-919-0467.

COMMUNITY SERVICE SLIP

Name: _____ **Date:** _____

Item: _____
(i.e. quilt, quilt top, blanket, dog bed, etc.)

Date item donated: _____

Donated to: _____
(name of organization or individual)

Community Service Committee (CSC)

It is important that we keep track of donation quilts. To help facilitate the process, we ask that all members submit their completed quilts along with the donation slip(s) at the monthly meetings. Donation slips can be found at the membership table near where you sign in. Also, we all enjoy seeing your donation quilts at Show and Tell. There will be a tote marked Community Service available to place your quilts once you have shown your creation to the membership. The CSC will be responsible for the delivery of such quilts. Please be sure to designate on the donation slip if you wish to designate your quilt to a particular charity.

If you want to designate your quilt, below is information on some categories.
Harris Texas Health Resources Neonatal Units:

(Any and all sizes are greatly appreciated). Preemie quilts (can be pastel or bright colors) 18" square to 36" square. Soft cotton or flannel on top and backing. No batting is needed for quilts using flannel. No tied quilts for these tiny ones. No fleece is allowed in the hospital as fleece can harbor germs even after washing. Isolette covers 36"x46" made with batting. We have been told the quiet darker environment of a covered isolette helps the babies sleep and grow better.

Quilts of Valor: Contact Kathy Cosand and Gail Olney for details. The recommended size is 60" x 80"; it must be a minimum of 55" x 65" and maximum of 72" x 90".

Nursing Home Throws and Wheelchair Quilts: Suggested sizes for wheelchair 38"-40" wide by 40"-46" long and for lap 50"-55" wide by 60"-70" long.

Ada Carey Women's and Children's Shelter—Will accept any size up to 50x65 (throw size). Any size from a small quilt to wrap their upper body in up to a throw size. Children's quilts do not have to be fancy. Please make them in bright, child appropriate fabrics. They will be dragged around, machine washing and loved to pieces. Quilts for women as well as children appreciated. They often come in with nothing and giving them something of their own to snuggle in is so appreciated. These quilts should have no label.

If you donate an undesignated quilt, we will find homes for any size you make. Twin and larger size quilts can be used for various charities we support as well as disaster relief.

Please remember to save your HOBBS BATTING UPC labels from your batting packages. Our guild can order batting for charity projects at a discounted price through their facility in Waco.

Thank you for your continuing support of our community.

Diane Papi, Community Service 719-960-6520, mrshelotrash@gmail.com



GRANBURY QUILTER'S GUILD

2025 Member Registration Form

PLEASE PRINT

New _____ Renewing _____ Senior (80 + years old) _____ Charter _____

Name _____ **_____ Changes to contact information?**

Spouse's Name _____

Address _____

City _____ State _____ Zip _____

Home Phone _____ Work Phone _____ Cell _____

Emergency Contact _____

E-mail address _____

Receive the newsletter by e-mail? Yes _____ No _____

Or by USPS for the additional cost of \$10.00 a year _____

Birthday (month/day) _____ (year not required)

What is your quilting experience?

Beginner _____ Some quilting experience _____ Intermediate _____ Professional/Master _____

Would you like to:

Serve/help on a committee _____ Be an officer _____ Present a program _____

Arrange a program _____

Do you need transportation to meetings/workshops? _____

Please tell us something about yourself: _____

What kind of programs would you be interested in seeing at guild meetings? _____

What kind of workshops would you participate in? _____

Are you interested in attending the Guild retreat(s)? _____

Feb 27th-March 2nd @ Red Boot Retreat Center.

Compass Centre retreat is scheduled for September 11th—14th.

Please make checks payable to Granbury Quilters' Guild. Annual Dues \$25.00

Amount paid _____ Ck # _____ Cash _____ Other _____

Today's Date _____