

GRANBURY QUILTERS' GUILD NEWS

Volume XXV III Number 2

February 2025

2025 OFFICERS

President:
Yvette Richey
1st VP:
Angie Walters
Kay Makens &
Linda Hyde
Secretary:
Mary Ann Sciller
Treasurer:
Cheryl Craig
Parliamentarian:
Joy Kelly

2025 COMMITTEE CHAIRS

Block of the Month
Kathy Tingley
Community Service
Diane Papaj
Gail Olney
Quilt of Valor
Kathy Cosand
Gail Olney
Door Prizes
Linda Keithley &
Pat Powell
Hospitality
Jill Henriksen &
Sally Keith
Membership
Nelda Johnson
Welcome Committee
Sharen Gilliland
Newsletter
Joy Kelly
Spring Retreat
Linda Hyde
Fall Retreat
Glenda Marsh &
Joy Kelly
Quilt Show Chairs
Joy Kelly &
Carolyn Sponsky
Show n Tell
Nancy Marstiller
Sunshine & Shadow
Theresa Nunn
Technical Support
Brittany Meagher
Publicity
Linda Hyde
Webmaster
Joy Kelly

Long armers that quilt our donation quilts:

Carolyn Sponsky
Donna Eyre
Darlena Burnett
Jamie Skelton

President's Note . . .

Happy Valentine Day! When I was in elementary school, we had Valentine Day parties. Everyone would make a decorated lunch bag, buy little valentine cards to put in the other kid's bags and moms would make cookies. It was one of my favorite holidays. What great memories it brings back of my friends.

When I started quilting, I was overwhelmed. I decided to join the guild. I discovered a lot of ladies that were very encouraging and willing to share their skills. I joined a bee and truly learned what it meant to be a quilter. I believe it is about making memories. How many of you can look at one of your quilts and remember where you were and who you were with? The people that taught you how cut the fabric, make a new block, sew a border on, and make binding? The love of quilting is not only about creating something beautiful, but about the beautiful friends and memories you make as you sew. I am looking forward to making new friends and new memories. See you at the meeting.

Yvette Richey, President

Note from 2025 Board: Please look at proposed changes to Granbury Quilt Guilds By-Laws and Standing Rules. Can be found on pages 10 and 11 of this newsletter. These will be discussed at the next meeting and voted on by members present.

Membership Report

We had 39 members and 1 guest in attendance at the January meeting. For 2025 membership, 21 renewed at the January meeting for a current standing of 42 members.

Please remember to bring and visibly wear your name tag to be eligible for the Name Tag door prize.

Nelda Johnson, Membership Chair

What To Bring:

- ⇒ Name Tag
- ⇒ Show N Tell
- ⇒ \$\$\$ for Door Prize tickets
- ⇒ Block of the Month
- ⇒ UFO List and \$\$\$
- ⇒ Membership Form (available page 9 of newsletter)

Go to Facebook, Granbury Quilt Guild. Our Logo is in the lefthand corner and the profile picture is our 2019 raffle quilt. If you are on Facebook, LIKE our page!
<https://www.facebook.com/granburyquiltguild/>



**Guild Meeting– Monday,
February 17th @ 6:00 pm
@ United Co Op
320 Fall Creek Hwy**

www.granburyquiltguild.com

Email: quiltguildofgranbury@gmail.com ~
Website: www.granburyquiltguild.com

Minutes of Granbury Quilt Guild January 20, 2025

6:30pm: Meeting called to order by previous President Joy Kelly prior to Yvette Richey being installed as 2025 President by Linda Keithley.

Yvette welcomed everyone to our cold January meeting & states she looks forward to working with everyone.

Angie Walters, Program Chair, introduced Lynda Eliades who presented our program on English Paper piecing which included samples of tools & projects; Lynda will be teaching a class here on Tuesday.

7:10pm: Motion was made & seconded to approve Decembers meeting minutes & treasurer reports and passed by all attendees.

Angie Walters states a new Beginner Bee (to include 'experienced to needing help') will be held monthly on the 3rd Thursday, 10am—4pm at the Healthy Beginnings location in Granbury. Angie also reported that SEW MUCH LOVE quilt store is offering 15% OFF purchases to GQG members & Frequent Flyer Cards will also be available (show your membership card OR Angie will be submitting a current list of members to SML). Angie also distributed an extensive list of possible programs for MEMBERS to check off &/or add what they would like to see presented.

Membership, Nelda Johnson: 39 members present and 1 guest.

BOM: Kathy Tingley: Christy Roberts won the completed blocks; next month is 'Old Blue & Yellow' block.

Door prizes: Linda Keithley & Pat Powell: 4 winners; Linda also reported that the UFO LISTS are due no later than the February meeting....can be ANY unfinished project but the name of project must be recorded.

Hospitality: Jill Henriksen reports she has a sign up sheets but looking over previous sheets seems to be the same people that sign up.

Spring retreat: Linda Hyde & Trisha Randklev reported that the retreat is full with 25 attending Red Boot at the end of February.

Quilt show report: Joy Kelly—will be Oct 16th set up; 17 & 18 show. Mezzanine (upstairs but has an elevator) in downtown Granbury. Total cost will be \$1750.00 which includes set up & take down days. At our March meeting, our speaker will discuss what judges are looking for! Put these October dates on your calendars now!

Newsletter: Joy Kelly will continue with the newsletters....she needs **ALL INFO by the 5th of each month** (which can include something you'd like to sell, etc)

Show'n Tell: Nancy Marstilller requests everyone showing items, state your name & how long you've been a member as you show your items. SIX members showed items.

Brittany Meagher, "our IT/FB person" reports we have two Facebook sites; our 'GQMembers ONLY' group and a "GQG" group. Brittany monitors this members group carefully for members & denies non-members access to help protect us from spam, etc! Need help: check with her.

FEBRUARY MEETING PRESENTATION: Kathy Cosand, MONDO BAG

Respectfully submitted by *Glenda Marsh, "Subsitue" Secretary*

Treasurer's Report January 31, 2025



<u>Beginning Balance:</u>		
Operating Account	10,095.29	
Savings Account	5,053.02	
TOTAL		15,148.31
<u>Revenues:</u>		
Deposit—Membership	555.00	
Deposit—Membership	75.00	
TOTAL		630.00
<u>Monies Hold in Trust</u>		
Deposits—Red Boot	4,600.00	
Deposits—Workshop	40.00	
TOTAL		4,700.00
<u>Expenses:</u>		
Joy Kelly—Quilt Show Venue	1,750.00	
Sharen Gilliland—Info Sheets	76.55	
TOTAL		1,826.55
<u>Monies Held in Trust Distributions:</u>		
Workshop	125.00	
Red Boot	7,420.00	
TOTAL		7,545.00
<u>Ending Balance:</u>		
Operating Account	6,053.74	
Savings Account	5,053.02	
TOTAL		\$11,106.76



Guild Workshop March 10th, 1—4pm @ Healthy Connections

This is a pretty fun bag!

\$40 for class, includes pattern, fusible interfacing which makes this pretty quick, and stabilizer and 1 or 2 workshops!

Fabrics needed: 196 2 1/2 inch squares and fabric for handles;
Stash, scraps, whatever you like or 1 charm pack and 2 coordinating fat quarters—2 charm packs—15 2 1/2' jelly roll strips—5 fat quarters.

We will watch 2 You Tube video's and I will pass around bags in various stages of completion along with a completed bag!

Learn a new technique!

Kathy Cosand




Hi Everyone,

We have an exciting line up of guest speakers and workshops this year!
I encourage you to participate in the workshops as they are great skill builders.
There will be sign up sheets located at the membership table during the guild meetings.
So sign up early, if possible. Make it your goal to take at least one workshop this year,
or as many as you like.
I guarantee you will make new friends and lots of fun!


Warm Regards, *Angie Walters, Vice President*

GRANBURY QUILT GUILD PROGRAMS 2025

Jan. 20,21 English Paper Piecing by Linda Eliades—Workshop Jan. 21 – United Co Op

Feb. 17  Mondo Bag Presentation by Kathy Cosand
March 10, Workshop March 10, 1-4 pm. Location: Healthy Connections


Mar. 17 How to Make your Best Quilt by Lisa Erlander, Quilt Judge and Appraiser



Apr. 21 Trunk Show and Lecture by Dorene Joyce, Award Winning Quilter –
My Roses Art Quilt workshop (same day)

May 19  The Amazing Blind Quilter Lecture by Diane Rose

June 16 Journey of an Art Quilter Lecture by Leo Ransom—
Workshop Portrait silhouette or layering



July 21 Guild Picnic with Entertainment

Aug. 18 Beginning Machine Quilting with Walking Foot Designs By Angie Walters
Workshop Aug. 19, 1-4pm; Location: Healthy Connections

Sept. 15 Make a Landscape Quilt by Bonnie Rhoby, Award Winning Quilter
Workshop – Sept. 16m 1-4; Location: Healthy Connections

Oct 20 Recap of Show

Nov. 17,18 Art Quilt Lecture by Sandra Mollon, Award Winning Quilter—
Workshop



Dec. 15 Guild Christmas Party with entertainment



QUILTS OF VALOR

We will meet for Quilts of Valor at the Wellness Center on Waters Edge on February 19th from 9-3. 1321 Waters Edge Drive, #1001 (down the street from Walmart)

I have attempted to start a Granbury Quilts of Valor Stitches Facebook page. I can use some help editing the cover photo for now. As of now, it is an open page. I hope to post all the work we are doing so we have an archive. Please take a look at it and join as members, please.



Thank you all for your support to this worthwhile cause!

Kathy Cosand, & Gail Olney

2025 UFO Project Challenge

Just a reminder that the deadline for handing in your list of UFOs is the meeting in February, the 17th. If you can not make the meeting you can mail me the list. My address is 205 Johnson St, Granbury, TX 76048. I will accept the list and then the money the next time I see you, the March meeting. Let's all try to stick to this schedule. I will allow projects that you can't name as yet listed as Project 1 or 2 or so on. But if you include the unknown projects you must pay \$1 for each project on the list, even if they are listed without a name. So far I have a lot of UFOs turned in. Looking forward to receiving more list.

For the 2025 UFO Project, please bring your UFO List along with \$1 for each project to the February meeting. Hopefully these are the projects you have already started and have not completed. You can list projected projects as well (ie. Wedding Quilt—although the pattern or fabric hasn't been selected yet)

For your name to go in the pot for the drawing in December, the named project must be finished. If you have made a wall hanging, it needs to have a sleeve. If it is a gift, it should have a label. Mostly, it must be finished. It must also be brought to show and tell and shown to the members.

Linda Keithley



Sunshine and Shadow

If you know of a guild member who is ill and needs a little cheering up, Please contact Theresa Nunn and let her know. Theresa's contact info: 804-832-3388; tinunn87@gmail.com


One card send in January to Marsha Gilbert for the passing of her father.

Theresa Nunn, Sunshine and Shadows Chair



Old Blue & Yeller

This makes a 12" block !

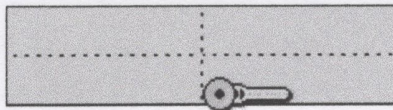


This is an original pattern.
Please abide by the Terms and Conditions of use! :o)

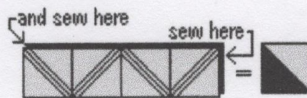
** Preparing the Pieces and Sewing the Block **




Start by marking and cutting the Color 1 5" x 15" strip into twelve 2-1/2" squares...




Next mark and cut the Color 2 5" x 17" strip into four 2-1/2" x 8-1/2" rectangles...



Next speed piece the half squares, by stacking the Color 1 and Color 2 2-7/8" x 11-1/2" strips, right sides together and all edges aligned. On the back of the top strip, lightly mark the 2-7/8" square lines and mark the diagonals in the direction shown at left. Now sew 1/4" above and below the marked diagonals, pivoting at the square lines. Now cut apart ON the marked diagonals, and on the 2-7/8" square lines. This will give you eight half squares. Press seam allowances towards the darker fabric. These should measure 2-1/2"...




Lay out squares and half squares as shown at far left. Sew five horizontal rows, and then join those rows to make the block's center unit. Press seams in alternating directions by row...



Now piece the block. Sew two Color 1 squares to the ends of two Color 2 rectangles. These will be the block's top and bottom rows. Press seams to darker sides. Sew the remaining two Color 2 rectangles to the block's center unit. Join these rows and there's the completed block! ...on to Page 2!

© May 5 2003 Marcia Hohn



Original Block

<http://www.quilterscache.com>

Thank you, *Kathy Tingley*, Block of the Month Chair

SPRING 2025 – RED BOOT QUILT RETREAT

We're geared up and ready to embark on another Red Boot Retreat Experience.

Arrival time is Noon (no earlier) on Thursday, February 27 th and departure is at Noon on Sunday, March 2. We have 25 attendees signed up for a weekend of enjoyment from sewing on projects, participating in games, getting to know fellow Guild members, uninterrupted naps, good food, and more.

If this is your first time, you are in for a real treat! If you're an experienced "retreater", you won't be disappointed. We have plans to keep you inspired, entertained, and engaged throughout the weekend.

I'll be sharing important information in the next few days via email, so PLEASE make sure I have your correct email address. I sent a 'test' email a couple of weeks ago, and received very little response, so PLEASE, PLEASE check your email for important information, room assignments, and any updates on Retreat plans.

In addition to your usual sewing paraphernalia (sewing machine, thread, project(s), and tools) please bring the following for a community game/project:

One red fat quarter, one white fat quarter, one blue fat quarter

Linda Hyde

linda@hydefirm.com / 817-578-5009



Granbury Quilters' Guild meets on the third Monday of the month at 6:00 pm at the United Co-Op, 320 Fall Creek Hwy, Granbury. Membership is open to anyone interested in quilts and quilting. Annual Dues are \$25 per calendar year (+ \$5 if newsletter can't be electronically sent monthly). Guests may attend two meetings before joining.

Newsletter Ad rates: Business card: \$5; 1/4 page: \$10; 1/2 page: \$20; Full page: \$30

Deadline is the 5th of every month.

Contact: Joy Kelly at joygaylekelly@gmail.com or call 817-919-0467.

COMMUNITY SERVICE SLIP

Name: _____ **Date:** _____

Item: _____
(i.e. quilt, quilt top, blanket, dog bed, etc.)

Date item donated: _____

Donated to: _____
(name of organization or individual)

Community Service Committee (CSC)

It is important that we keep track of donation quilts. To help facilitate the process, we ask that all members submit their completed quilts along with the donation slip(s) at the monthly meetings. Donation slips can be found at the membership table near where you sign in. Also, we all enjoy seeing your donation quilts at Show and Tell. There will be a tote marked Community Service available to place your quilts once you have shown your creation to the membership. The CSC will be responsible for the delivery of such quilts. Please be sure to designate on the donation slip if you wish to designate your quilt to a particular charity.

If you want to designate your quilt, below is information on some categories.
Harris Texas Health Resources Neonatal Units:

(Any and all sizes are greatly appreciated). Preemie quilts (can be pastel or bright colors) 18" square to 36" square. Soft cotton or flannel on top and backing. No batting is needed for quilts using flannel. No tied quilts for these tiny ones. No fleece is allowed in the hospital as fleece can harbor germs even after washing. Isolette covers 36"x46" made with batting. We have been told the quiet darker environment of a covered isolette helps the babies sleep and grow better.

Quilts of Valor: Contact Kathy Cosand and Gail Olney for details. The recommended size is 60" x 80"; it must be a minimum of 55" x 65" and maximum of 72" x 90".

Nursing Home Throws and Wheelchair Quilts: Suggested sizes for wheelchair 38"-40" wide by 40"-46" long and for lap 50"-55" wide by 60"-70" long.

Ada Carey Women's and Children's Shelter—Will accept any size up to 50x65 (throw size). Any size from a small quilt to wrap their upper body in up to a throw size. Children's quilts do not have to be fancy. Please make them in bright, child appropriate fabrics. They will be dragged around, machine washing and loved to pieces. Quilts for women as well as children appreciated. They often come in with nothing and giving them something of their own to snuggle in is so appreciated. These quilts should have no label.

If you donate an undesignated quilt, we will find homes for any size you make. Twin and larger size quilts can be used for various charities we support as well as disaster relief.

Please remember to save your HOBBS BATTING UPC labels from your batting packages. Our guild can order batting for charity projects at a discounted price through their facility in Waco.

Thank you for your continuing support of our community.

Diane Papaj, Community Service 719-960-6520, mrshelotrash@gmail.com



GRANBURY QUILTER'S GUILD

2025 Member Registration Form

PLEASE PRINT

New _____ Renewing _____ Senior (80 + years old) _____ Charter _____

Name _____ **_____ Changes to contact information?**

Spouse's Name _____

Address _____

City _____ State _____ Zip _____

Home Phone _____ Work Phone _____ Cell _____

Emergency Contact _____

E-mail address _____

Receive the newsletter by e-mail? Yes _____ No _____

Or by USPS for the additional cost of \$10.00 a year _____

Birthday (month/day) _____ (year not required)

What is your quilting experience?

Beginner _____ Some quilting experience _____ Intermediate _____ Professional/Master _____

Would you like to:

Serve/help on a committee _____ Be an officer _____ Present a program _____

Arrange a program _____

Do you need transportation to meetings/workshops? _____

Please tell us something about yourself: _____

What kind of programs would you be interested in seeing at guild meetings? _____

What kind of workshops would you participate in? _____

Are you interested in attending the Guild retreat(s)? _____

Feb 27th-March 2nd @ Red Boot Retreat Center.

Compass Centre retreat is scheduled for September 11th—14th.

Please make checks payable to Granbury Quilters' Guild. Annual Dues \$25.00

Amount paid _____ Ck # _____ Cash _____ Other _____

Today's Date _____

Highlighted in yellow is the current reading of the By-Laws
Crossed thru is the suggested deleted wording.

Highlighted in turquoise is suggested new wording.

GRANBURY ~~QUILTERS'~~ QUILT GUILD BY-LAWS

Article I NAME

The name of this organization shall be the Granbury ~~Quilters'~~ Quilt Guild, hereafter referred to in this document as The Guild.

Article IV DUES STRUCTURE

~~Section 3: Payment of yearly membership dues for all renewing members shall be required no later than the January meeting of each year.~~

Section 2: The 1st Vice President

~~d. Shall be responsible for maintaining the Guild Fixed Asset Catalog.~~

d. Shall be responsible for organizing and making arrangements for the monthly programs and workshops from March of the elected year

through February of the following year.

1. Workshops will be primarily for members.

Guests will be charged a non-member fee, and any profits will be placed into the Program/Workshop budget for that fiscal year. (See Standing Rule #10)

2. Shall submit to the board any requests for Programs or workshops that extend beyond February of the following year.

3. Shall submit program and workshop Information to the Newsletter chair each month.

Section 3: The 2nd Vice President

a. Shall preside in the absence of the President and the 1st Vice President during the elected year.

~~b. Shall be responsible for organizing and making arrangements for the monthly programs and workshops from March of the elected year through February of the following year.~~

~~1. Workshops will be primarily for members. Guests will be charged a non-member fee, and any profits will be placed into the Program/Workshop budget for that fiscal year. (See Standing Rule #10)~~

~~2. Shall submit to the board any requests for programs or workshops that extend beyond February of the following year.~~

~~3. Shall submit program and workshop information to the Newsletter and Publicity chair each month.~~

~~4. Shall submit the new year's programs and workshops to the membership chair for publication in the membership book.~~

b. Shadows 1st Vice President during her first year and learns how to set up programs and workshops.

c. Shall take over 1st Vice President's responsibilities in her absence.

d. Will step up in second year as 1st Vice President.

Article VIII MEETINGS

Section 2: Regular Meetings

~~c. The agenda shall be in the following order:~~

~~1. Approval of Minutes~~

~~2. Reports of officers and any standing committee~~

~~3. Reports of special committees~~

~~4. Unfinished business~~

~~5. New business~~

~~6. Show and Tell~~

~~7. Program~~

Article IX STANDING COMMITTEES

Section 5: Fund Raising Committee

- a. Shall be responsible for the planning of any fund raising activities other than the Quilt Show.
- b. Shall turn over monies collected to the Treasurer.
- c. Shall maintain accurate records necessary for payment of any state sales tax.
- d. Shall follow the directions listed in Article XIV, Non Profit Status 501c (3) for Guild fundraising.

Section 6: Historian

- a. Shall be responsible for keeping a historical book of the Guild including newsletters, news clippings, correspondence, and other notices concerning the Guild.
- b. Shall be custodian of Guild historical Books.

Section 8: Membership Committee

- e. Shall compile the Membership Book and distribute it to the general membership no later than March of each year.
- e. Shall compile a membership record (form to be decided by the Board) and distribute it to the general membership.

Section 9: Newsletter

- e. Shall provide a copy of the monthly newsletter to the Historian.

Section 11: Quilt Show Committee

- a. Shall consist of two co chairpersons appointed by the incoming president in January of the year prior to the Quilt Show.
- b. Co chairpersons shall serve for two years (preceding and year of quilt show).

Section 13: Show and Tell

- b. Shall designate a person to take pictures if Historian is not present.
- c. Shall submit names and items to Newsletter Chair each month.

Section 15: Webmaster

- a. Shall be in charge of the Blog and website.

Article XI NON-VOTING LIAISON COMMITTEES

Section 1: TAQG Representative (Texas Association of Quilters Guild: A non governing resource community.)

- a. Shall be appointed by the President as a non-voting member of the Board.
- b. Shall attend the TAQG scheduled meetings and serve as a liaison between the Guild and TAQG bringing information, i.e. updates, area quilt shows, helpful resources, back to the Guild.
- c. Shall serve as Guild Coordinator for TAQG Rally Day activities.
- d. Shall be reimbursed for travel expenses for scheduled TAQG meetings. (See Standing Rule #13)

Section 2: Bee Keeper

- a. Shall be appointed by the President as a non-voting member of the Board.
- b. Shall be responsible to know and record all bees in the Guild that choose to be recorded, their contact and alternate contact persons, current meeting days, locations and whether they are open to new members.
- c. Shall be responsible keeping guild members informed of a bee.
- d. Membership in the Guild is not required to be a member of a bee.

GRANBURY QUILTERS' QUILT GUILD STANDING RULES

4. A member will be eligible to win a Block of the Month once per calendar year.

13. TAQG Representative will be reimbursed for mileage only to regularly scheduled TAQG meetings.